



INDIAN SCHOOL AL WADI AL KABIR  
DEPARTMENT OF EVS

REVISION WORKSHEET



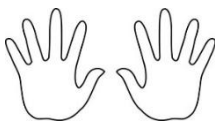
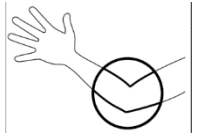
RESOURCE PERSON: MRS PRAJETHA K

NAME: \_\_\_\_\_ CLASS: I SEC: \_\_\_\_\_ DATE: \_\_\_\_\_

**Q1. Choose the correct answer from the brackets and fill in the blanks.**



- a) The name of my \_\_\_\_\_ is Indian School  
Al Wadi Al Kabir. (house / school)
- b) I wear shoes on my \_\_\_\_\_. (feet / hands)
- c) I am studying in \_\_\_\_\_. (KG 2 / Class -1)

**Q2. Match the following**

a) 	1. fingers
b) 	2. leg
c) 	3. elbow
d) 	4. eyes

Answer: a) \_\_\_\_\_ b) \_\_\_\_\_ c) \_\_\_\_\_ d) \_\_\_\_\_.

### Q3. Circle the correct picture

<p>1. I am a</p> 	<p>2. My legs help me to</p> 
--	---

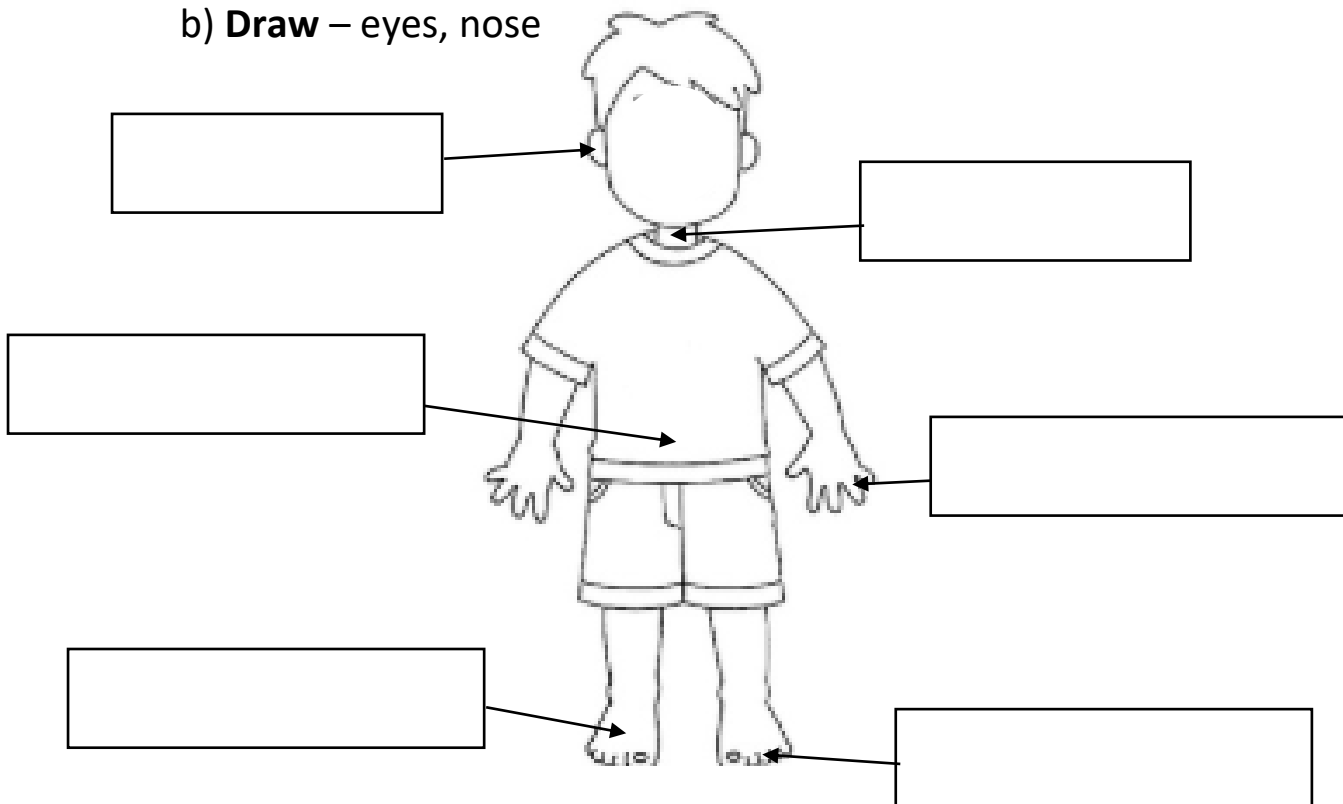
### Q4. Put a (✓) if the statement is correct and cross (X) if the statement is wrong.

- a) Our body is a living machine \_\_\_\_\_.
- b) When my legs are tied I cannot draw \_\_\_\_\_.

### Q5. Draw and label the parts of the body.

a) **Label** – stomach neck foot toe ear fingers

b) **Draw** – eyes, nose



The diagram shows a line drawing of a boy's body. There are six empty rectangular boxes with arrows pointing to specific parts of the body: one on the left points to the ear, one on the right points to the neck, one on the left points to the stomach, one on the right points to the hand, one on the left points to the foot, and one on the right points to the toe.